

Plug-together LED Linear Light
for General Lighting, Exterior Rated



V-Line® V2240/V2250

PATENTS
PENDING

Plug-together LED Linear Light for General Lighting, Exterior Rated

PRODUCT HIGHLIGHTS

- 16 Watts / Ft.
- 20-28V AC Input
- 0 to 100% Dimming
- 12", 18", 24", 36", 48" Lengths
- 15°, 30°, 65°, 82° Emitting Angles
- Plug-together up to 28 Feet
- Anodized Aluminum Construction
- Wide Range of Accessories
- Exterior Rated

TYPICAL APPLICATIONS

- Architectural Wall Washing
- Architectural Wall Grazing

SPECIFICATIONS

SUITABLE ENVIRONMENTS




LED COLORS

- | | |
|-----------------|--------------|
| ○ Cool White | ● Royal Blue |
| ○ Neutral White | ● Cyan |
| ○ Warm White | ● Red |
| ● Green | ● Red-Orange |
| ● Blue | ● Amber |

FINISH



LENGTHS



BEAM ANGLES



CERTIFICATIONS



Features

■ ADVANCED OPTICAL SYSTEM

Four emitting angle options for precise light. Wide lateral distribution and advanced optical design provides uniform light distribution.

■ 0 TO 100% DIGITAL DIMMING

Connection with i2Systems LightLink Series allows simple and seamless integration to most of today's conventional dimming systems.

■ RUGGED DESIGN

Anodized aluminum housing and sealed design, as well as electronic regulation to the LED source, ensures product longevity.

■ NO HEAT OR UV IN THE LIGHT BEAM

With no heat in the light beam, the fixture lens remains much cooler than halogen sources, allowing safe and 'burn free' operation. In addition, no UV means reduced risk of fading or deteriorating products or artifacts on display.

■ FLEXIBLE MOUNTING OPTIONS

Mounting brackets are available in adjustable or fixed options.

■ PLUG-TOGETHER UP TO 28 FEET

With a wide range of straight and flexible connector options, the V-Line integral connector system allows plug-together operation for up to 28 feet of product.

Exclusive Technology

■ SMARTDRIVER™ INTEGRATED

i2Systems SmartDriver technology is integrated directly inside of every fixture. Connect the V-Line to a wide range of voltages without sacrificing light output or lifetime. No external drivers are required and wiring is made simple.

■ ACCUWHITE™

i2Systems AccuWhite technology allows integration of V-Line fixtures to traditional applications without sacrifice in color temperature (CCT) or color rendering (CRI). AccuWhite ensures accurate and consistent color matching from fixture to fixture and across product lines.

■ LIGHTLINK™ COMPATIBLE

i2Systems LightLink controllers represent the next generation in lighting control and connectivity. LightLink modules provide seamless integration of today's commercial and residential dimming systems through a wide variety of desirable interfaces.

*Refer to Specifications table on page 2 for additional information.

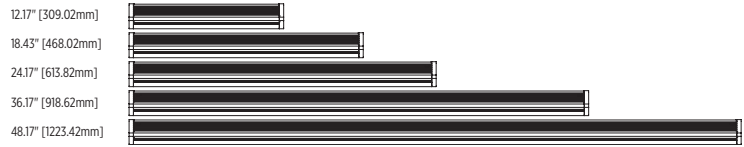
SPECIFICATIONS

ITEM	PARAMETER	VALUE
Electrical	Input Power	16 Watts / Ft.*
	Input Voltage Range	20-28V AC**
	Integrated Driver	✓
	0-100% Dimming	✓
	Protection Features	Protected Dim Line, Transient Protection, Autoreset Fuse
Optical	Emitting Angle	15°, 30°, 65°, 82°
	LED Color	Cool White, Neutral White, Warm White, Green, Blue, Royal Blue, Cyan, Red, Red-Orange, Amber
	LED Colors per Fixture	1
	Class	Class 2 LED Product
Physical	Dimensions	Refer to drawings on right
	Housing Construction	Aluminum
	Lens Material	Acrylic
	Lengths	12", 18", 24", 36", 48"
	Finishes	Black
	Mounting Method	Adjustable, Fixed
	Operating Temp. Range	-20°C to 40°C, Max. Case Temp (Tc): 50°C
	Humidity	0 to 95%, non-condensing
	Environment	Dry, Damp, Wet***
	Certification	FCC Part 15, Class A, ETL (US & Canada), RoHS Compliant

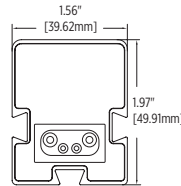
*Due to constant power design, input current (In) will vary depending on input voltage. Be sure to size wire awg accordingly for worst case input voltage.
 **When configuring transformer, be sure to configure primary tap and/or primary voltage to ensure unloaded secondary voltage never exceeds 28V AC under maximum input voltage conditions.
 ***Product is rated for exterior applications, however it is not rated for submersible applications and should not be mounted in conditions where there is, or is a possibility of, standing water. When installing in wet or damp locations, it is good practice to seal all fixtures and junction boxes with electronics grade RTV silicone sealant to ensure that moisture cannot enter or accumulate in wiring compartments, cables, or other electrical parts. Product should not be installed in extreme locations, including but not limited to those outside of its temperature/humidity ratings and/or applications where product is subject to water runoff or downspouts.

DIMENSIONS

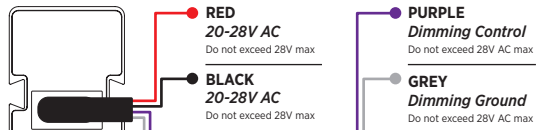
Lengths



End

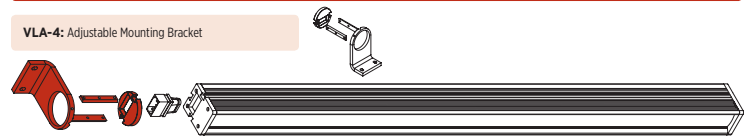


WIRE FUNCTION

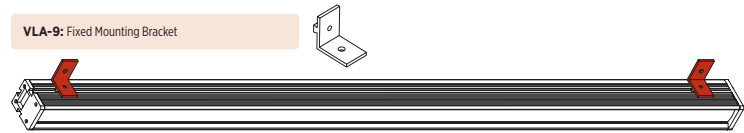


MOUNTING

VLA-4: Adjustable Mounting Bracket



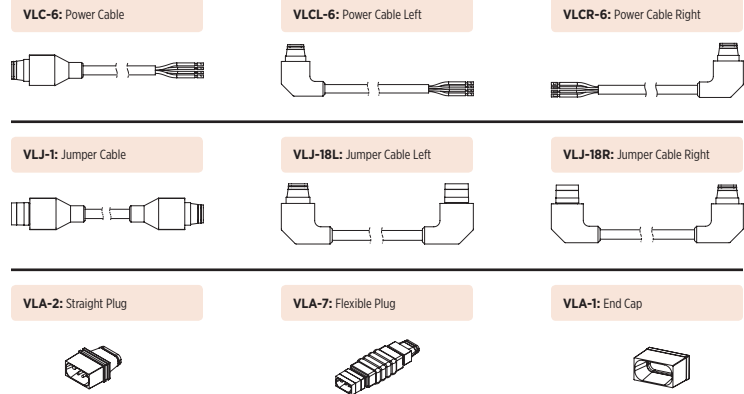
VLA-9: Fixed Mounting Bracket



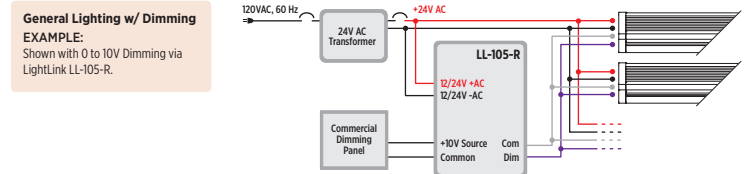
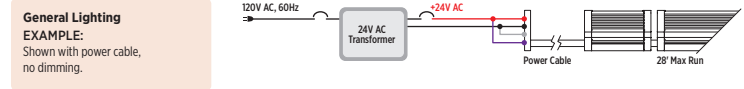
ACCESSORIES

KEYWORD	ITEM NUMBER	DESCRIPTION	FIXTURE MAX
Adjustable Mounting Bracket	VLA-4	Adjustable aluminum mounting kit installs to fixture ends allowing fixture rotation for simple positioning and adjustment.	
Fixed Mounting Bracket	VLA-9	Fixed aluminum mounting bracket installs to dovetail slots for flexible installation options.	
Power Cable	VLC-6	72" Power Cable, Straight Plug, Outdoor Rated.	Connects up to 28 Feet
Power Cable Left	VLCL-6	72" Power Cable, Right Angle Left Plug, Outdoor Rated.	Connects up to 28 Feet
Power Cable Right	VLCR-6	72" Power Cable, Right Angle Right Plug, Outdoor Rated.	Connects up to 28 Feet
Jumper Cable	VLJ-1	12" Jumper Cable, Straight Plug, Outdoor Rated.	Connects up to 28 Feet
Jumper Cable Left	VLJ-18L	18" Jumper Cable, Right Angle Left, Outdoor Rated.	Connects up to 28 Feet
Jumper Cable Right	VLJ-18R	18" Jumper Cable, Right Angle Right, Outdoor Rated.	Connects up to 28 Feet
Straight Plug	VLA-2	Molded Jumper Connector, Straight Plug, Outdoor Rated.	Connects up to 28 Feet
Flexible Plug	VLA-7	Molded Jumper Connector, Flexible Plug, Outdoor Rated.	Connects up to 28 Feet
End Cap	VLA-1	Molded End Cap for last fixture in run.	
LightLink LL-105	LL-105 Series	Dimming Controller, Multiple Interfaces including 0 to 10V Control.	Dims up to 28 Feet of V2240/50
LightLink LL-205	LL-205 Series	Dimming Controller, Multiple Interfaces including 0 to 10V Control.	Dims up to 28 Feet of V2240/50

PLUG-TOGETHER OPTIONS



INSTALLATION EXAMPLES



ORDERING NUMBERS

FIXED FACTORY NUMBER EXAMPLE: **VL2-230-2-HB**
 USER SELECTED OPTION 24" Length, 30 Degree Beam Angle, Warm White LED

VL2	-	*	-	*	-	*	-	HB
Length		Beam Angle		LED Color				
1 - 12"		15 - 15°		1 Cool White		5 Royal Blue		
8 - 18"		30 - 30°		2 Neutral White		6 Cyan		
2 - 24"		65 - 65°		3 Warm White		7 Red		
3 - 36"		82 - 82°		4 Blue		8 Red-Orange		
4 - 48"						9 Amber		