

SlimFit™ Spot

MODEL F1171 | LOW PROFILE LED DOWNLIGHT

The SlimFit Spot is a high-performance LED downlight solution designed for shelf and under-cabinet lighting.



FIXTURE BUILDER

F1171A

FIXTURE TYPE

SlimFit Spot Downlight

FINISH

- 11** Chrome **Q**
- 21** Gold
- 31** White
- 41** Brushed Nickel
- 51** Off-White **Q**
- 61** Black

LED COLOR

- BAE** Neutral White 4500°K **Q**
- BAD** Neutral White 4000°K
- CAC** Warm White 3500°K **Q**
- CAB** Warm White 3000°K
- CAA** Warm White 2700°K

CONNECTOR OPTION

- C** In-Line Latching Connector* **Q**

*See Mating Harness under Accessories

Q - QUICKSHIP

QuickShip models typically ship within 4 weeks of ordering.

ACCESSORIES

POWER

- PS24V75W-E05P 75W Power Box, 120-277V AC Input, Hardwire
- 685-02291-1 Molded power cable for simple plug-in installation to North American outlets. For use with the E05P power box.

INPUT WIRE FOR CONNECTOR OPTION

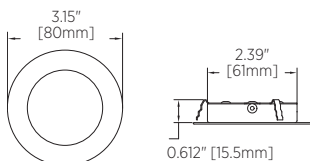
- 685-01878-1 36" Wire Leads w/ Mating Connector

1 Power Box as listed above may power up to 18 SlimFit Spot fixtures.

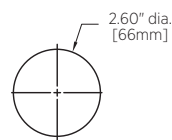
QUICK SPECS

Input Voltage	20-28V DC, 24V Nominal	Humidity	0 to 90% Non Condensing
Power	4 Watts	CRI	85 Typ.
Lumens	193 lms typ. @ 3000°K	Max. Wire Distance	25 Feet from last Light to Power Box using 18awg
Efficiency	49 lms typ. @ 3000°K	Housing	Plated / Powder-Coated Carbon Steel
Operating Temp	-20°C to 30°C	Lens	Tempered Glass
Max. Case Temp	50°C		

F1171 DIMENSIONS

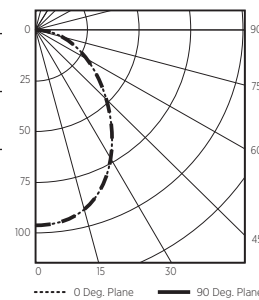


RECOMMENDED MOUNTING HOLE



PHOTOMETRICS

SLIMFIT SPOT F1171A-11CAB



Mounting Height	fc @ Center Beam	Diameter of Lighted Plane
4.0 ft	6.01 fc	4.35 ft
6.0 ft	2.67 fc	6.53 ft
8.0 ft	1.50 fc	8.70 ft
10.0 ft	0.97 fc	10.9 ft

for lux, multiply by 10.8

Multiplier Table	3000°K	4000°K	5700°K
SlimFit Spot		x1.10	x1.20

All results are according to IESNA LM-79-2008: Approved Method for the Electrical and Photometric Testing of Solid-State Lighting.