

LED Linear Light for General Lighting, Exterior Rated



V-LINE LATITUDE SERIES

V-Line® V3210

PATENTS PENDING

LED Linear Light for General Lighting, Exterior Rated

PRODUCT HIGHLIGHTS

- 8 Watts / Ft.
- 10-30V DC Input
- 0 to 100% Dimming
- 12", 18", 24", 36", 48" Lengths
- 30°, 45°, 65°, 82° Emitting Angles
- Anodized Aluminum Construction
- Exterior Rated

TYPICAL APPLICATIONS

- Automated Equipment Lighting
- Industrial Enclosure Lighting
- Workbench / Workstation Lighting
- Marine / Transit Lighting

SPECIFICATIONS

SUITABLE ENVIRONMENTS




LED COLORS

- Cool White
- Neutral White
- Warm White

FINISH



LENGTHS



BEAM ANGLES



CERTIFICATIONS



Features

■ ADVANCED OPTICAL SYSTEM

Four emitting angle options for precise light. Wide lateral distribution and advanced optical design provides uniform light distribution.

■ 0 TO 100% DIGITAL DIMMING

Connection with i2Systems LightLink Series allows simple and seamless integration to most of today's conventional dimming systems.

■ RUGGED DESIGN

Anodized aluminum housing and sealed design, as well as electronic regulation to the LED source, ensure product longevity.

■ NO HEAT OR UV IN THE LIGHT BEAM

With no heat in the light beam, the fixture lens remains much cooler than halogen sources, allowing safe and 'burn free' operation. In addition, no UV means reduced risk of fading or deteriorating products or artifacts on display.

■ FLEXIBLE MOUNTING OPTIONS

Mounting brackets are available in adjustable or fixed options.

Exclusive Technology

■ SMARTDRIVER™ INTEGRATED

i2Systems SmartDriver technology is integrated directly inside of every fixture. Connect the V-Line to a wide range of voltages without sacrificing light output or lifetime. No external drivers are required and wiring is made simple.

■ ACCUWHITE™

i2Systems AccuWhite technology allows integration of V-Line fixtures to traditional applications without sacrifice in color temperature (CCT) or color rendering (CRI). AccuWhite ensures accurate and consistent color matching from fixture to fixture and across product lines.

■ LIGHTLINK™ COMPATIBLE

i2Systems LightLink controllers represent the next generation in lighting control and connectivity. LightLink modules provide seamless integration of today's commercial and residential dimming systems through a wide variety of desirable interfaces.

■ MULTIPLEX COMPATIBLE

Without external controllers, fixture is Multiplex compatible, interfacing directly to most Multiplex type dimming systems, including Eplex® and Moritz Octoplex™ systems.

Eplex® is a registered trademark of ED&D Technologies. Moritz Octoplex™ is a trademark of Moritz Aerospace.

*Refer to Specifications table on page 2 for additional information.

SPECIFICATIONS

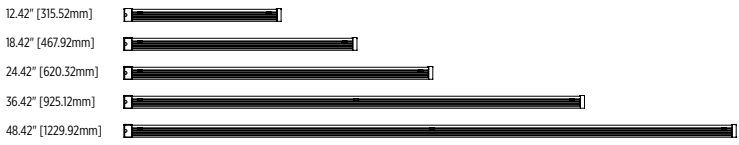
ITEM	PARAMETER	VALUE
Electrical	Input Power	8 Watts / Ft.*
	Input Voltage Range	10-30V DC
	Integrated Driver	✓
	0-100% Dimming	✓
	Protection Features	Protected Dim Line, Transient Protection, Reverse Polarity, Autoreset Fuse
Optical	Emitting Angle	30°, 45°, 65°, 82°
	LED Color	Cool White, Neutral White, Warm White
	LED Colors per Fixture	1
	Class	Class 2 LED Product
Physical	Dimensions	Refer to drawings on right
	Housing Construction	Aluminum
	Lens Material	Acrylic
	Lengths	12", 18", 24", 36", 48"
	Finishes	Black
	Mounting Method	Adjustable, Fixed, or Fixed End Dovetail
	Operating Temp. Range	-20°C to 40°C, Max. Case Temp (T _C): 50°C
	Humidity	0 to 95%, non-condensing
	Environment	Dry, Damp, Wet**
	Certification	FCC Part 15, Class B, cETLus (US & Canada), RoHS Compliant

*Due to constant power design, input current (In) will vary depending on input voltage. Be sure to size wire awg accordingly for worst case input voltage.

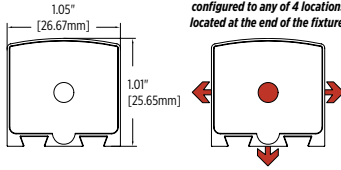
**Product is rated for exterior applications, however it is not rated for submersible applications and should not be mounted in conditions where there is, or is a possibility of, standing water. When installing in wet or damp locations, it is good practice to seal all fixtures and junction boxes with electronics grade RTV silicone sealant to ensure that moisture cannot enter or accumulate in wiring compartments, cables, or other electrical parts. Product should not be installed in extreme locations, including but not limited to those outside of its temperature/humidity ratings and/or applications where product is subject to water runoff or downspouts.

DIMENSIONS

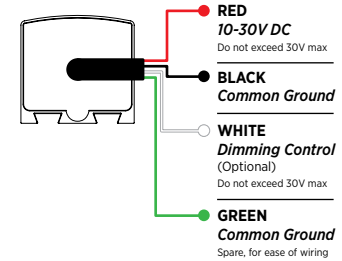
Lengths



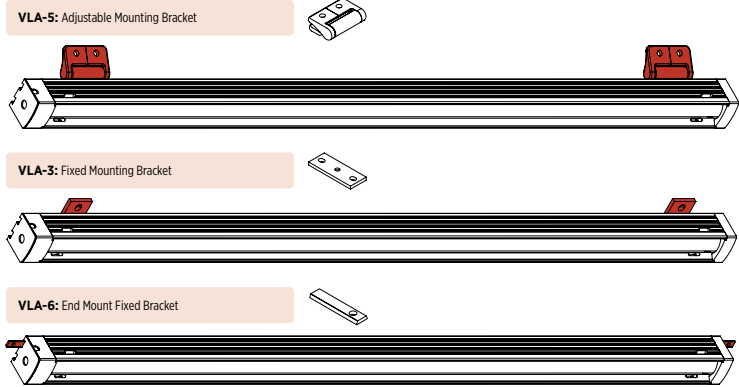
End



WIRE FUNCTION



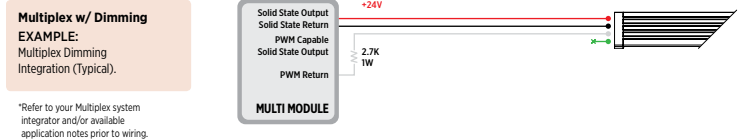
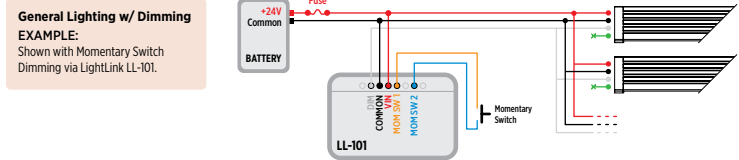
MOUNTING



ACCESSORIES

KEYWORD	ITEM NUMBER	DESCRIPTION	FIXTURE MAX
Adjustable Mounting Bracket	VLA-5	Die-Cast Zinc Adjustable Mounting Bracket w/ Stainless Steel Screws. Installs to back side of Fixture.	
Fixed Mounting Bracket	VLA-3	Fixed Aluminum Mounting Bracket w/ Stainless Steel Screws. Installs to back side of Fixture.	
End Mount Fixed Bracket	VLA-6	Fixed Aluminum Mounting Bracket w/ Stainless Steel Screws. Mates with Dovetail Slots on Fixture Ends.	
LightLink LL-101	LL-101 Series	Dimming Controller, Multiple Interfaces, including Momentary (MOM) Switch Interface.	Dims up to 20 Feet of V3210
LightLink LL-105	LL-105 Series	Dimming Controller, Multiple Interfaces including 0 to 10V Control.	Dims up to 20 Feet of V3210
LightLink LL-205	LL-205 Series	Dimming Controller, Multiple Interfaces including 0 to 10V Control.	Dims up to 20 Feet of V3210

INSTALLATION EXAMPLES



ORDERING NUMBER

FIXED FACTORY NUMBER EXAMPLE: **VL3-245-2-HB**
 USER SELECTED OPTION 24" Length, 45 Degree Beam Angle, Warm White LED

VL3	-	*	-	*	-	*	-	HB
Length		Beam Angle		LED Color				
1 - 12"		30 - 30°		1 Cool White				
8 - 18"		45 - 45°		12 Neutral White				
2 - 24"		65 - 65°		2 Warm White				
3 - 36"		82 - 82°						
4 - 48"								