



Transit T4360

LED Door Indicator Light

PRODUCT HIGHLIGHTS

- 72V DC Input (52-102V DC)
- 3 LED Color Combination
- Stainless Steel Construction
- IP67
- Silicone Gasket Included

TYPICAL APPLICATIONS

- Rail Door Indicator

SPECIFICATIONS

SUITABLE ENVIRONMENTS



LED COLORS

- Cool White
- Red
- Green
- Amber
- Blue

Custom colors available

CERTIFICATIONS



INSTALLATION EXAMPLES



Features

ONBOARD SMARTDRIVER

Regulates LEDs from 52-102V DC, 72V DC Nominal.



POLYCARBONATE LENS

Polycarbonate lens includes advanced optical features and diffusion creating a uniform glowing surface without LED "dots".

RUGGED DESIGN

Fully potted with 316 Stainless Steel construction.

Further customization available. Contact us for additional information.

**Refer to Specifications table on page 2 for additional information.*

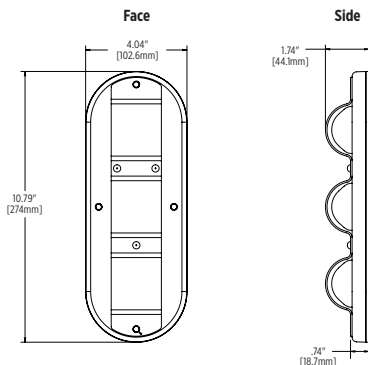
SPECIFICATIONS

ITEM	PARAMETER	VALUE
Electrical	Input Power*	2 Watts Typ. per Color at 72V DC, 5 Watts per Color Max.
	Input Voltage Range	52-102V DC, 72V DC Nominal
	Integrated Driver	✓
	Protection Features	Transient Protection, Reverse Polarity, Autoreset Fuse
Optical	LED Color	Cool White, Green, Blue, Red, Amber (custom colors available)
	LED Colors per Fixture	3
Physical	Dimensions	Refer to drawings on right
	Housing Construction	Stainless Steel
	Lens Material	Polycarbonate
	Mounting Method	Screw Mount
	Operating Temp. Range	-40 to +40°C
	Humidity	0 to 95%, non-condensing
	Environment	Dry, Damp, Wet** (IP67)
	Certification	IP67, RoHS Compliant

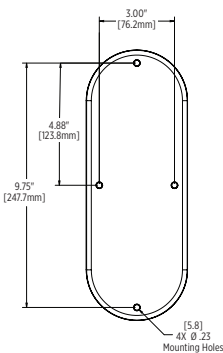
*Input current (Iin) will vary depending on input voltage. Be sure to size wire awg accordingly for worst case input voltage.

**Product is rated for exterior applications, however it is not rated for submersible applications and should not be mounted in conditions where there is, or is a possibility of, standing water. When installing in wet or damp locations, it is good practice to seal all fixtures and junction boxes with electronics grade RTV silicone sealant to ensure that moisture cannot enter or accumulate in wiring compartments, cables, or other electrical parts. Product should not be installed in extreme locations, including but not limited to those outside of its temperature/humidity ratings and/or applications where product is subject to water runoff or downspouts.

DIMENSIONS

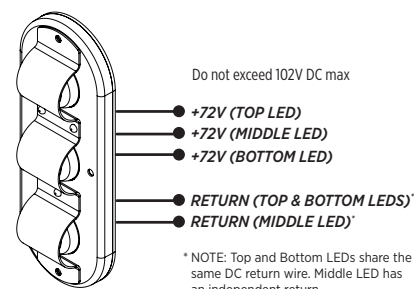


MOUNTING



Silicone gasket included.
#8 or 4 mm mounting screws are recommended for installation (not included).

WIRE FUNCTION



ORDERING NUMBER

FIXED FACTORY NUMBER EXAMPLE: **T4360Z-1DHD**
 USER SELECTED OPTION **Stainless Steel, Green/Red/Green LEDs**

T4360Z - * * * *

Finish	LED Color	LED Color	LED Color
1 = Stainless Steel	<ul style="list-style-type: none"> ○ A Cool White ● D Green ● E Blue ● H Red ● K Amber 	<ul style="list-style-type: none"> ○ A Cool White ● D Green ● E Blue ● H Red ● K Amber 	<ul style="list-style-type: none"> ○ A Cool White ● D Green ● E Blue ● H Red ● K Amber

Custom colors available