



Ember E1150

LED Step Light, Snap Mount

PATENTS
PENDING

PRODUCT HIGHLIGHTS

- 2.5 Watts
- 9-30V DC / 9-15V AC Input
- 0 to 100% Dimming
- Triac Compatible Dimming
- Asymmetric Light Distribution
- Wide Lateral Angle
- Stainless Steel Construction

TYPICAL APPLICATIONS

- Step / Aisle Lighting
- Theater / Seat Lighting
- Bar / Counter Lighting
- Refrigerator Lighting
- Wine Cellar Lighting
- Furniture / Millwork Lighting

SPECIFICATIONS

SUITABLE ENVIRONMENTS



LED COLORS

- Cool White
- Blue
- Warm White
- Cyan
- Green
- Red

BEZEL FINISHES

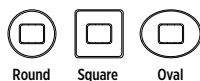
PVD Coated:

- Polished Chrome
- Polished Gold
- Brushed Nickel

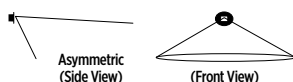
Powder Coated:

- White
- Off-White

BEZEL SHAPES



BEAM ANGLES



CERTIFICATIONS



Features

■ ADVANCED OPTICAL SYSTEM

Asymmetric beam angle eliminates glare while providing excellent surface illumination.

■ 0 TO 100% DIMMING

Two dimming options are available. Connection with i2Systems LightLink Series allows simple and seamless integration to most of today's conventional dimming systems. Alternatively, dimming via Triac style dimmers allows simple and seamless integration to many of today's conventional line voltage dimmers.

■ RUGGED DESIGN

Stainless steel / anodized aluminum construction, sealed design, and electronic regulation to the LED source ensure product longevity.

■ NO HEAT OR UV IN THE LIGHT BEAM

With no heat in the light beam, the fixture lens remains much cooler than halogen sources, allowing safe and 'burn free' operation.

■ STAINLESS STEEL TRIM, WITH PVD

Round, square or oval, five finish options. Physical Vapor Deposition (PVD) coating provides a very durable surface finish which will not tarnish or discolor.

■ SNAP-IN INSTALLATION

Simply bore a 1.25" diameter hole and snap the fixture into place. Fixture accommodates wall thicknesses ranging from .125" to .625".

Exclusive Technology

■ SMARTDRIVER™ INTEGRATED

i2Systems SmartDriver technology is integrated directly inside of every fixture. Connect the Ember to a wide range of voltages without sacrificing light output or lifetime. No external drivers are required and wiring is made simple.

■ ACCUWHITE™

i2Systems AccuWhite technology allows integration of Ember fixtures to traditional applications without sacrifice in color temperature (CCT) or color rendering (CRI). AccuWhite ensures accurate and consistent color matching from fixture to fixture and across product lines.

■ LIGHTLINK™ COMPATIBLE

i2Systems LightLink controllers represent the next generation in lighting control and connectivity. LightLink modules provide seamless integration of today's commercial and residential dimming systems through a wide variety of desirable interfaces.

■ TRIAC COMPATIBLE DIMMING

Connection to a 12V AC transformer and conventional Triac-style, line-voltage-type dimmers allows simple 2-wire dimming. No external controllers are required.

■ MULTIPLEX COMPATIBLE

Without external controllers, fixture is Multiplex compatible, interfacing directly to most Multiplex type dimming controllers, including Eplex® and Moritz Octoplex™ systems.

Eplex® is a registered trademark of ED&D Technologies.
Moritz Octoplex™ is a trademark of Moritz Aerospace.

*Refer to Specifications table on page 2 for additional information.

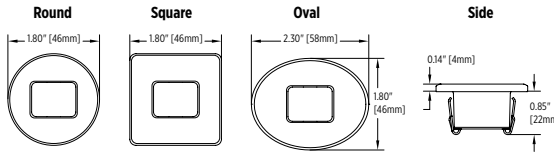
SPECIFICATIONS

ITEM	PARAMETER	VALUE
Electrical	Input Power	Typ 1.5 Watts, Max 2.5 Watts*
	Input Voltage Range	9-30V DC, 9-15V AC
	Integrated Driver	✓
	0-100% Dimming	✓
	Protection Features	Transient Protection, Reverse Polarity, Autoreset Fuse
Optical	Emitting Angle	Asymmetric
	LED Color	Cool White, Warm White, Green, Blue, Cyan, Red
	LED Colors per Fixture	1
	Class	Class 2 LED Product
	Dimensions	Refer to drawings on right
Physical	Housing Construction	Aluminum, Stainless Steel
	Lens Material	Polycarbonate
	Bezel Shapes	Round, Square, Oval
	Finishes	PVD Coated: Polished Chrome, Polished Gold, Brushed Nickel Powder Coated: White, Off-White
	Mounting Method	Snap Clips, Stainless Steel
	Operating Temp. Range	-20°C to 40°C, Max. Case Temp (T _C): 50°C
	Humidity	0 to 95%, non-condensing
	Environment	Dry, Damp, Wet** (IP67)
	Certification	CE 94/25/EC, FCC Part 15, Class A, RoHS Compliant

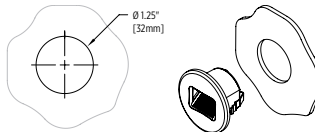
*Due to constant power design, input current (In) will vary depending on input voltage. Be sure to size wire awg accordingly for worst case input voltage.

**Product is rated for exterior applications, however it is not rated for submersible applications and should not be mounted in conditions where there is, or is a possibility of, standing water. When installing in wet or damp locations, it is good practice to seal all fixtures and junction boxes with electronics grade RTV silicone sealant to ensure that moisture cannot enter or accumulate in wiring compartments, cables, or other electrical parts. Product should not be installed in extreme locations, including but not limited to those outside of its temperature/humidity ratings and/or applications where product is subject to water runoff or downspouts.

DIMENSIONS

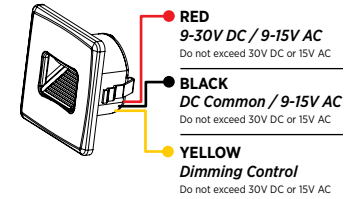


MOUNTING



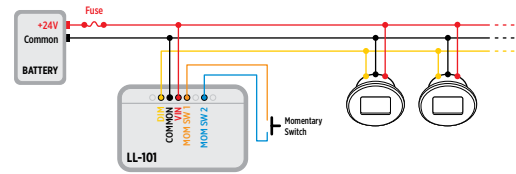
Sealing Gasket Included.

WIRE FUNCTION




INSTALLATION EXAMPLES

Low Volt DC EXAMPLE 1: Momentary Switch Dimming via LightLink LL-101.

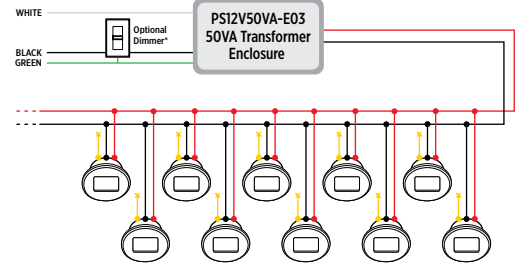


Low Volt DC EXAMPLE 2: Multiplex Dimming Integration (Typical).



*Refer to your Multiplex system integrator and/or available application notes prior to wiring.

Low Volt AC EXAMPLE: Shown with 50VA transformer. Yellow wire not connected.



***NOTE:** Optional generic line voltage dimmer shown. Always install line voltage rated dimmers to the primary side of the 12V AC transformer. Low voltage dimmers or dimmers installed on the secondary of the 12V AC transformer may provide undesirable results. Use with a magnetic transformer only. Electronic transformers may provide undesirable result.

ACCESSORIES

KEYWORD	ITEM NUMBER	DESCRIPTION	FIXTURE MAX
Foam Gasket	530-00486	Closed cell foam gasket seals most uneven mounting surfaces.	
LOW VOLT DC OPERATION			
LightLink LL-101	LL-101 Series	Dimming Controller, Multiple Interfaces, including Momentary (MOM) Switch Interface.	Dims up to 20 Ember E1150
LightLink LL-105	LL-105 Series	Dimming Controller, Multiple Interfaces including 0 to 10V Control.	Dims up to 50 Ember E1150
LightLink LL-205	LL-205 Series	Dimming Controller, Multiple Interfaces including 0 to 10V Control.	Dims up to 50 Ember E1150
75W Power Supply Enclosure	PS24V75W-E05	Power Supply Enclosure, 75W, 120/240/277VAC Input, 24VDC Output, Steel Enclosure.	Powers up to 20 Ember E1150
45W Power Supply Enclosure	PS24V45W-E01D	Power Supply Enclosure, 45W, 120/240VAC Input, 24VDC Output, Steel Enclosure w/ Knockouts & Terminal Blocks.	Powers up to 14 Ember E1150
75W Power Supply Enclosure	PS24V75W-E01D	Power Supply Enclosure, 75W, 120/240VAC Input, 24VDC Output, Steel Enclosure w/ Knockouts & Terminal Blocks.	Powers up to 20 Ember E1150
75W Outdoor Power Supply Enclosure	PS24V75W-E02	Outdoor Power Supply Enclosure, 75W, 120/240VAC Input, 24VDC x 1 Output, Stainless Steel NEMA 4 Enclosure.	Powers up to 20 Ember E1150
150W Outdoor Power Supply Enclosure	PS24V150W-E02	Outdoor Power Supply Enclosure, Dual Power Supply, 75W x 2, 120/240VAC Input, 24VDC x 2 Output, Stainless Steel NEMA 4 Enclosure.	Powers up to 40 Ember E1150
LOW VOLT AC OPERATION			
30VA Transformer Enclosure	PS12V30VA-E03	Power Supply Enclosure, 30VA, 120VAC Input, 12VAC Output, Steel Enclosure w/ Knockouts and Terminal Blocks.	Powers up to 8 Ember E1150
50VA Transformer Enclosure	PS12V50VA-E03	Power Supply Enclosure, 50VA, 120VAC Input, 12VAC Output, Steel Enclosure w/ Knockouts and Terminal Blocks.	Powers up to 16 Ember E1150
SCR Type Dimmers	Visit i2systems.com for a list of tested and approved SCR/Triac Style Dimmers.		

ORDERING NUMBER

FIXED FACTORY CODE **E1150Z-12CXXX**
 USER SELECTED OPTION Example Shown: Polished Chrome Finish, Square Bezel, Warm White LED

E1150Z - ***** ***** ***** **XXX**

Bezel Finish

PVD Coated:

- 1 Polished Chrome
- 2 Polished Gold
- 4 Brushed Nickel

Powder Coated:

- 3 White
- 5 Off-White

Bezel Shape

- 1 Round
- 2 Square
- 3 Oval

LED Color

- A Cool White
- C Warm White
- D Green
- E Blue
- G Cyan
- H Red